

HECTOR — VINCENT VAN DUYSSEN 2020

1—
9



Modular, modern and flexible, the Hector system is designed to create aerial and dynamic compositions with elements exploiting the characteristics of mounting brackets secured between floor and ceiling or to the wall. The many combinations of possible finishes offer compositions that differ in terms of visual impact and attractive shapes, transforming Hector from a modern Hi-Tech bookcase into a traditional bookcase.

DATASHEET

REGISTERED
DESIGN

IX.2022

FINISHES

finishes

slate bronze/
pewter
colour/
iris matt
lacquered black
oak sunrise
oak extra-clear
transparent
glass smoked
glass bonded
hide
leather

Frame

slate
bronze
pewter colour
iris

Matt lacquer insert

→ black
→ bronze
→ pewter colour
→ iris

components

ceiling/wall mounting bracket				*	**	*			
shelves	frame			*					
	insert			▲					
containers				*	**	*			
inner insert lower flap door									

Bonded hide leather

ivory
dark brown
natural
mud green
dove grey
black

- * The feet of the mounting brackets and the connections of the shelves and containers in black oak are always in a slate finish.
- ** The feet of the mounting brackets and the connections of the containers in sunrise oak are always in the same finish as the shelf frames with which they are combined in the composition.
- ▲ Inserts are always made to match the frame:

TECHNICAL INFORMATION

MOUNTING BRACKET

Extruded aluminium, painted or anodised and clad in wood veneer.

SHELF FRAME

- Painted aluminium, composed of die-cast and extruded parts.
- Solid wood.

SHELF INSERTS

- Extra-clear transparent or smoked tempered glass.
- Medium-density fibreboard panel covered in wood veneer or with melamine and painted in the colours of the range.

CONTAINER WITH FLAP DOOR

Chipboard panel clad in wood veneer.

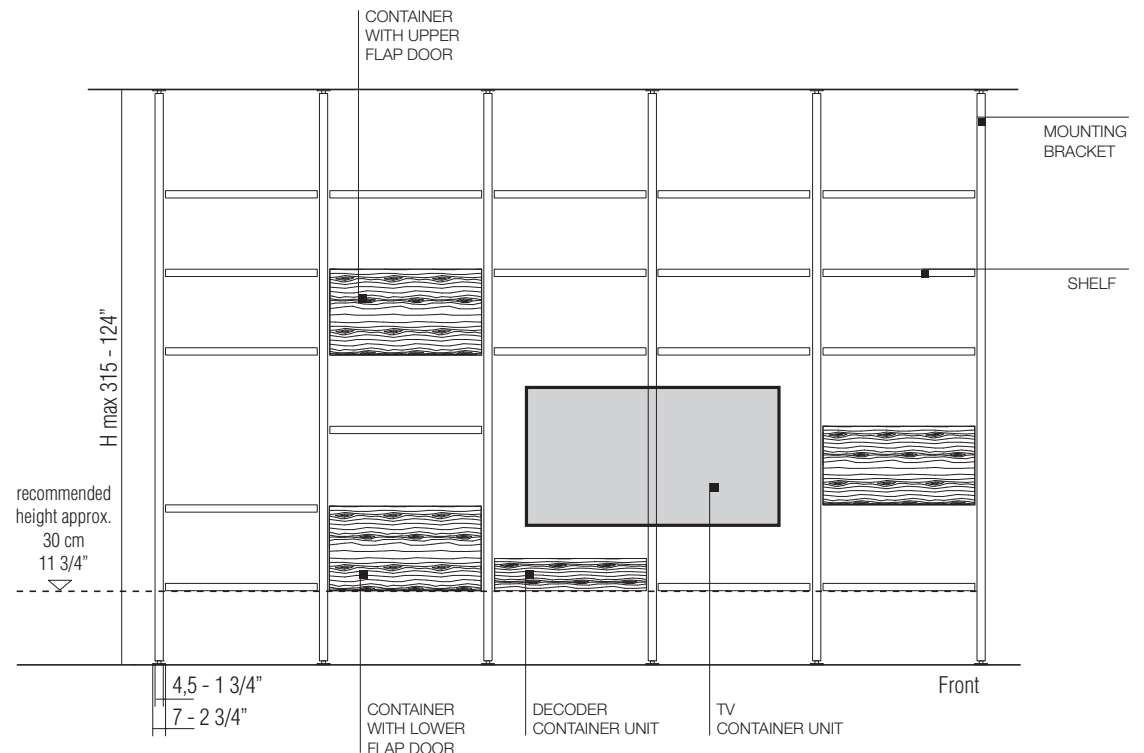
The inside of the flap door is available with a bonded hide leather insert in the colours of the range.

DECODER CONTAINER UNIT

Chipboard panel clad in wood veneer.

TV SUPPORT

Support in phenolic plywood with metal parts for mounting on the uprights.



DATASHEET

REGISTERED
DESIGN

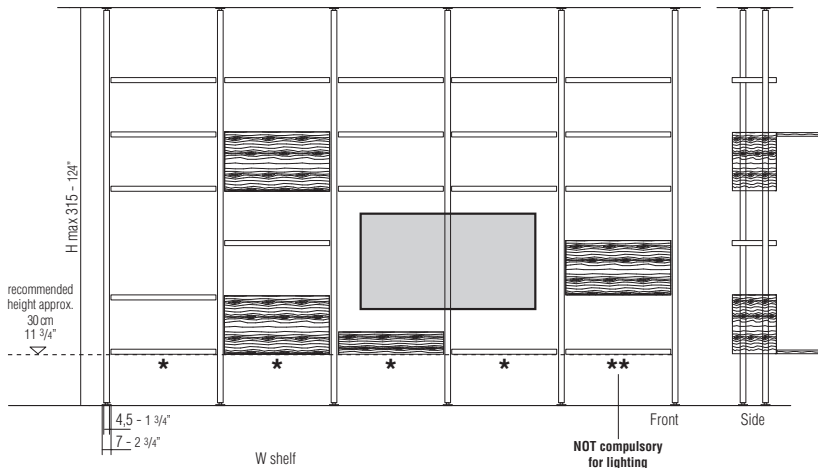
IX.2022

NOTES

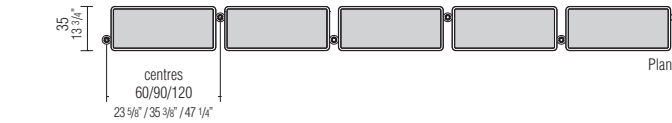
- ▶ The mounting bracket, H max 315, can be made to measure, at no extra cost.
 - ▶ The depth of the bookcase cannot be reduced.
 - ▶ The shelf with a solid black oak frame is not available with LED lighting, or in W 113,1 cm.
 - ▶ The shelf with a solid black oak frame and containers cannot be reduced in any way.
 - ▶ Shelves with frames in slate, pewter colour, bronze and iris can be reduced in width at a supplementary cost each.
- Minimum reduced shelf measurement 30 cm (centre distance).

- ▶ The height positioning of the shelves and containers is at the customer's discretion.
 - ▶ The positioning of the mounting brackets cannot be changed.
 - ▶ The system involves anchoring the mounting brackets to the floor and ceiling.
 - ▶ The unit with lower flap door is available with the door interior in bonded hide leather in Molteni range colours.
- The flap door cannot be considered a worktop, but only a surface on which to place lightweight materials.**
- ▶ The storage units only come with W 83,1 cm.

Compositional ceiling fixing diagram

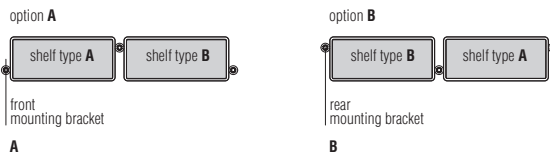


- * Compositions with lighting are required to have each module approximately 30 cm above the ground:
 - One shelf with aluminium frame and wood insert (wood or lacquered).
 - Or a decoder unit, a drawer unit or a unit with lower flap door.
- All these elements must be aligned as they are required for the electrical connection.

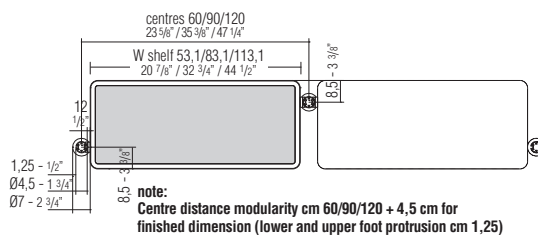
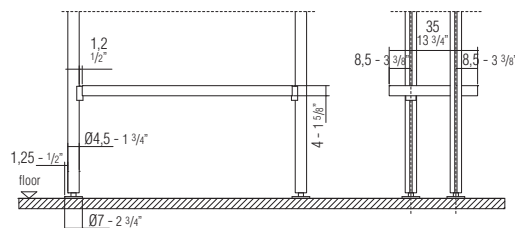
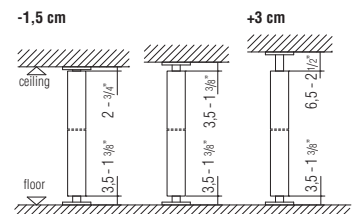


note:
For the construction of the ceiling mounting brackets it is necessary and sufficient to communicate the height of the room. In the case of unaligned dimensions, check the tolerances indicated below.

Mounting bracket positioning



Ceiling fixing tolerances



Shelf capacity with aluminium frame:

- W 53,1 = Kg. 15
- W 83,1 = Kg. 23
- W 113,1 = Kg. 27

Shelf capacity with solid wood frame:

- W 53,1 = Kg. 9
- W 83,1 = Kg. 15

Flap door capacity = kg. 4

Container interior capacity = kg. 8

Unit surface capacity = Kg. 15

DATASHEET

REGISTERED
DESIGN

IX.2022

LED LIGHTING

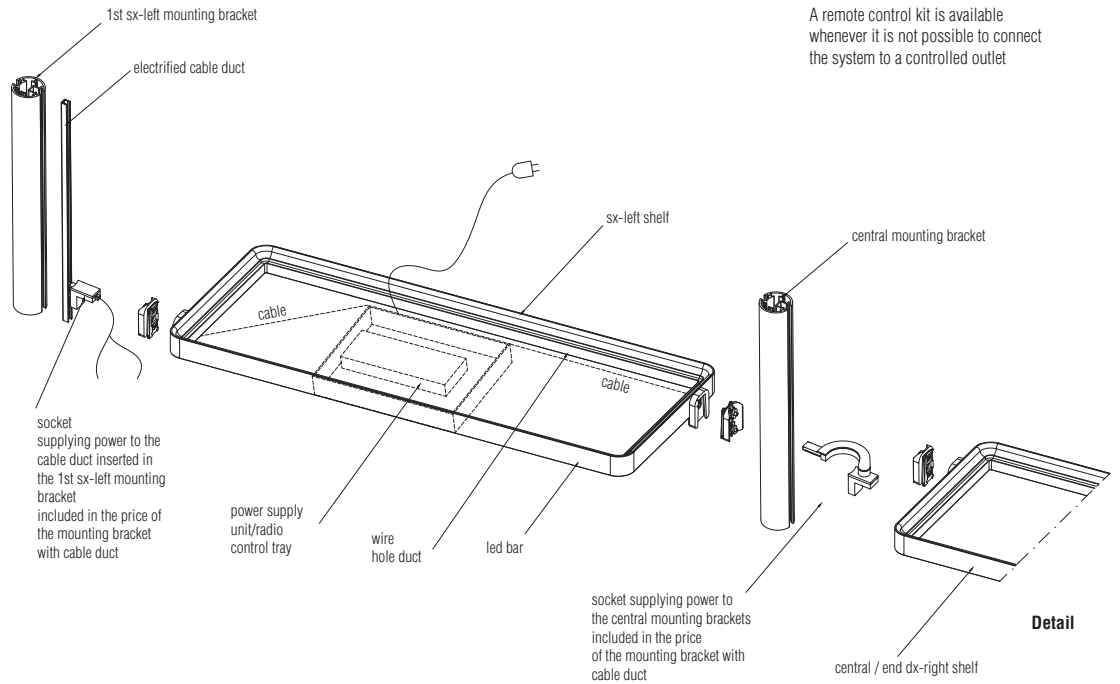
- ▶ The shelves can be fitted with LED lighting.
- ▶ The system complies with European safety regulations.
- ▶ To light the walk-in closet, the mounting brackets are wired with an electrified cable duct and the shelves fitted with a power socket.
- ▶ For each module of the composition, it is possible to insert 1 or more shelves with LED lighting and, through the electrified cable duct inserted in the mounting brackets, the shelf can be moved at will.
- ▶ Each power supply unit supports LEDs up to 72 watt. To calculate the number of power supply units required, see the example on page 6.
- ▶ The electrical system starts from the sx-left mounting bracket of the first module to be electrified.

- ▶ **Compositions with lighting are required to have each module approximately 30 cm above the ground:**
- **One shelf with aluminium frame and wood insert (wood or lacquered).**
- **Or a decoder unit, a drawer unit or a unit with lower flap door.**
- All these elements must be aligned as they are required for the electrical connection.**

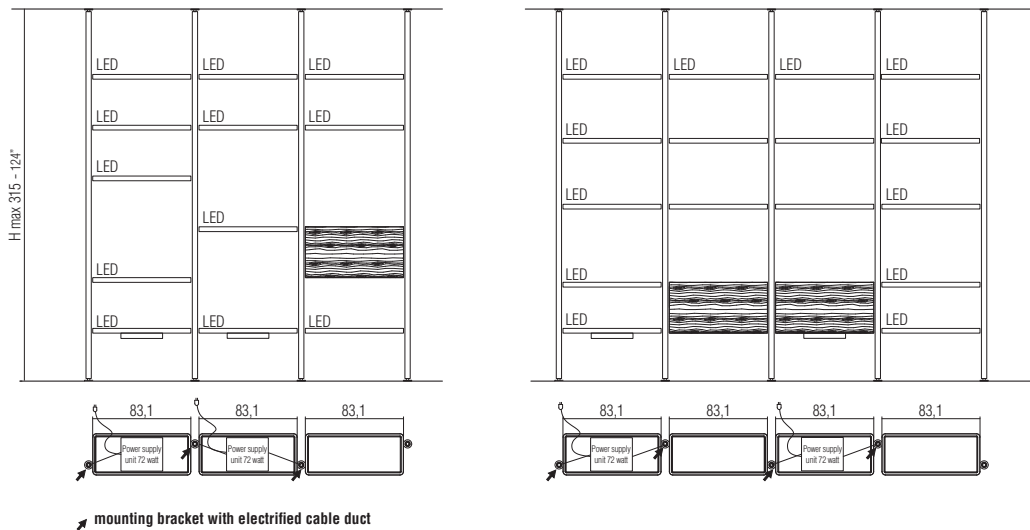
Molteni & C

5—
9

Exploded-view drawing



Examples



DATASHEET

REGISTERED
DESIGN

IX.2022

LED LIGHTING

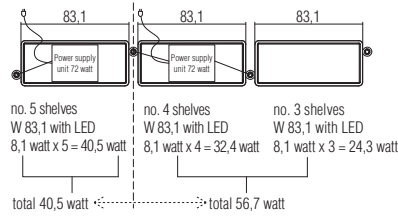
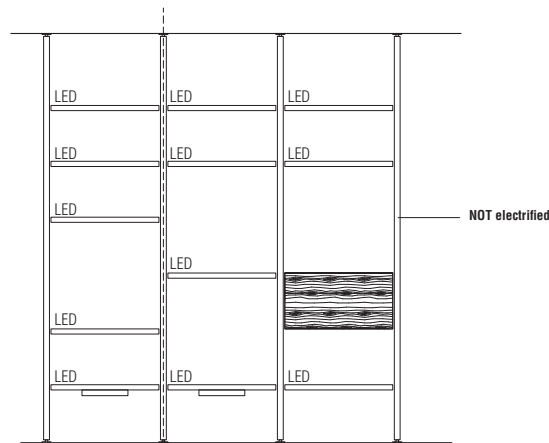
Notes

When ordering, indicate the shelves with LED lighting.

Molteni & C

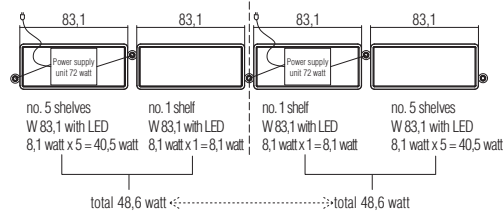
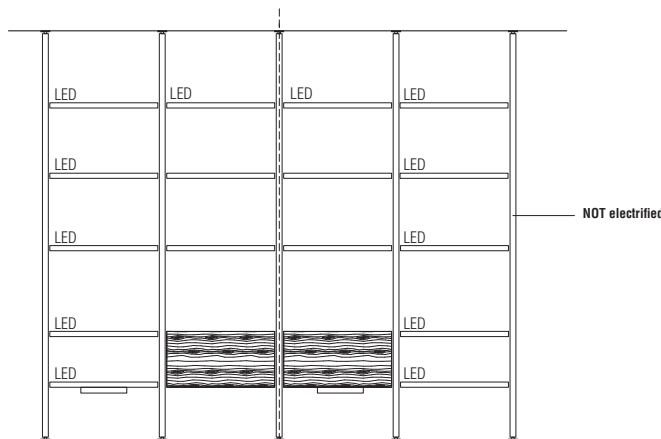
6—
9

Example calculation for power supply unit



Lighting system consisting of:

- no. 3 mounting brackets with electrified cable duct
- no. 1 mounting bracket without electrified cable duct
- no. 12 shelves with LED lighting
- no. 2 power supply units 72 watt



Lighting system consisting of:

- no. 4 mounting brackets with electrified cable duct
- no. 1 mounting bracket without electrified cable duct
- no. 12 shelves with LED lighting
- no. 2 power supply units 72 watt

DATASHEET

REGISTERED
DESIGN

IX.2022

DIMENSIONS

- ▶ The mounting bracket, H max 315, can be made to measure, at no extra cost.
- ▶ Shelves with frames in slate, pewter colour, bronze and iris can be reduced in width at a supplementary cost each (with or without LED lighting).
Minimum reduced shelf measurement 30 cm (centre distance of mounting brackets).
- ▶ The mounting brackets are prepared for ceiling, floor, and wall fixing.
The dealer is tasked with choosing the most suitable and safest fixing means for each specific situation.
We recommend a scrupulous preliminary check of the structural state of the ceilings or walls before ordering and installing the Hector unit.

Mounting brackets

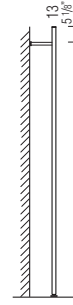
H max 315 - 124"
Ø 4,5 - 1 3/4"

Ceiling



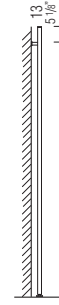
without electrified
cable duct PFS031
with electrified
cable duct PFS031K

Wall version A beam 25 - 9 7/8"



without electrified
cable duct PFPA31
with electrified
cable duct PFPA31K

Wall version B beam 7 - 2 3/4"



without electrified
cable duct PFPB31
with electrified
cable duct PFPB31K

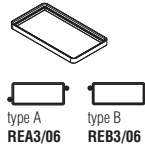
Molteni & C

7—
9

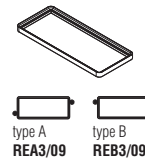
Shelves frame slate

D 35 th 4
D 13 3/4" th 1 5/8"

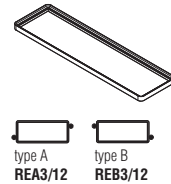
W 60 - 23 5/8"
4,7 watt



W 90 - 35 3/8"
8,1 watt



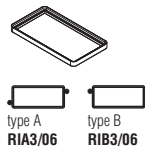
W 120 - 47 1/4"
11,4 watt



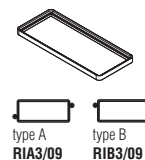
Shelves frame pewter colour/bronze/iris

D 35 th 4
D 13 3/4" th 1 5/8"

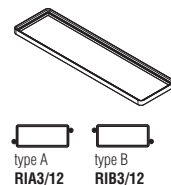
W 60 - 23 5/8"
4,7 watt



W 90 - 35 3/8"
8,1 watt



W 120 - 47 1/4"
11,4 watt



DATASHEET

REGISTERED
DESIGN

IX.2022

DIMENSIONS

- ▶ The shelf with a solid black oak frame is not available with LED lighting.
- ▶ The shelf with a solid black oak frame and containers cannot be reduced in any way.
- ▶ The flap door interior of the unit CARA03/09 - CARB03/09 is available with a bonded hide leather insert.

Molteni & C

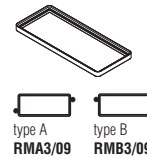
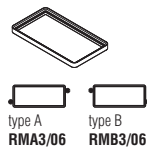
8—
9

Shelves
frame solid black oak

W 60 - 23 5/8"

W 90 - 35 3/8"

D 35 th 4
D 13 3/4" th 1 5/8"



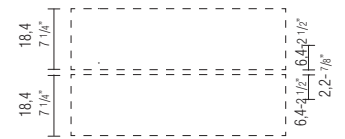
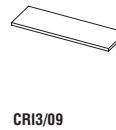
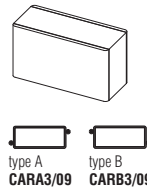
Container
with lower flap door

W 90 - 35 3/8"

Optional internal shelf

D 35 H 46
D 13 3/4" H 18 1/8"

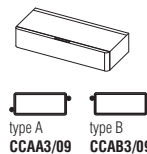
W 77 D 25,5 th 2,2
W 30 3/8" D 10" th 7/8"



Drawer unit

W 90 - 35 3/8"

D 35 H 17,8
D 13 3/4" H 7"




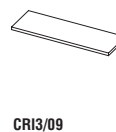
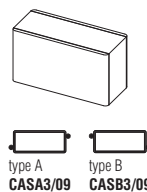
Container
with upper flap door

W 90 - 35 3/8"

Optional internal shelf

D 35 H 46
D 13 3/4" H 18 1/8"

W 77 D 25,5 th 2,2
W 30 3/8" D 10" th 7/8"



DATASHEET

REGISTERED
DESIGN

IX.2022

DIMENSIONS

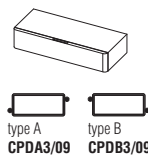
TV signal transceiver system for decoder container unit
The Ø 1,8 sensor can be positioned as desired.

Decoder container unit with lower flap door


D 35 H 17,8
D 13 3/4" H 7"

Only usable for wall compositions

W 90 - 35 3/8"



TV signal transceiver system with LED light for decoder container (transmission frequency from 30 to 38 KHz)



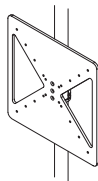
TV support module

D 9 H 50
D 3 1/2" H 19 5/8"

STANDARD VESA connection for TVs with screen sizes from 40" to 65". Mounting on free in height mounting bracket (rear mounting bracket recommended)

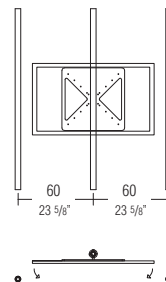
Included in the price mtl 0,50 profile for cable routing (see detail)

W 50
W 19 5/8"

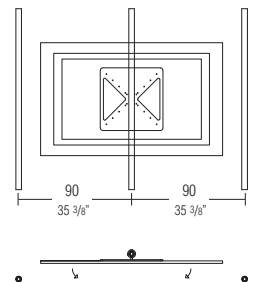


EMPT1

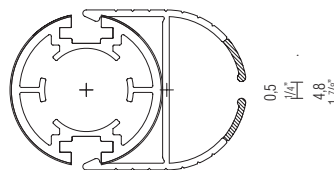
Examples of use
TV support module
Example 60 modules
Recommended TVs: 40" - 43"



TV support module
Example 90 modules
TV screen types recommended : 49" - 65"

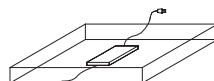


Cable passage behind the mounting bracket



System components

power supply unit 72 watt
with tray
(positioned under the first left lower shelf)



EAL72

remote control kit
with dimmer
(no. 1 for power supply unit)



EKRR3

DATASHEET

REGISTERED
DESIGN

IX.2022