

HECTOR NIGHT — VINCENT VAN DUYSSEN 2021

1—
10



Hector Night is the protagonist of contemporary décor, the extraordinary expression of versatile and functional features expressed in a high quality design solution.

Elegance, lightness and compositional simplicity: Hector Night interprets space with absolute design freedom, allowing to organise floor, ceiling or wall-mounted compositions as desired.

DATASHEET

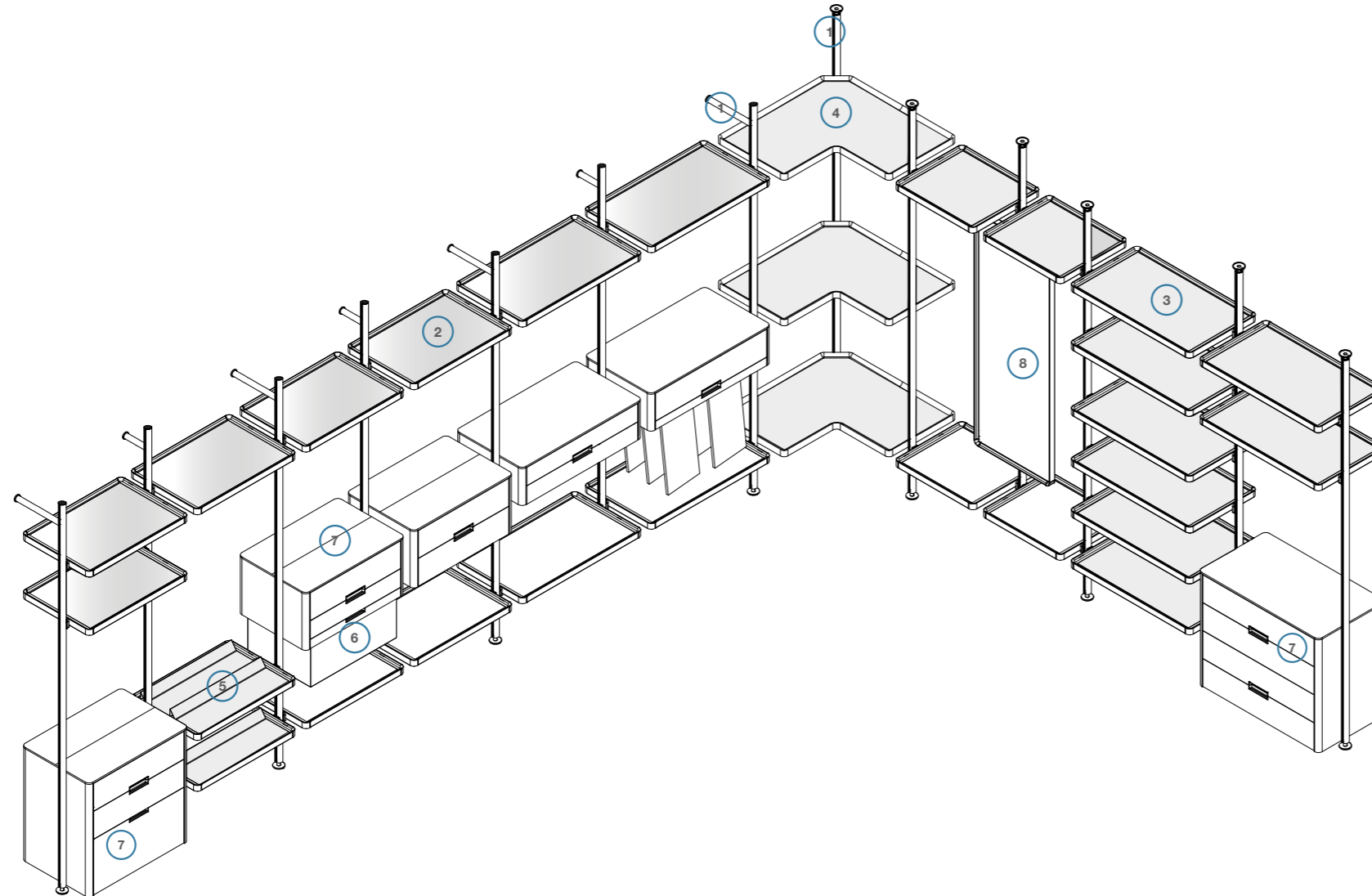
REGISTERED
DESIGN

IX.2022

MODULARITY

Molteni & C

2-3—
10



- 1 Ceiling/wall-mounting bracket
- 2 Glass shelves with LED lighting optional
power supply unit for remote control
- 3 Eco Skin shelves
- 4 Corner shelves, veneered or covered with Eco Skin
with LED lighting optional
- 5 Shoe shelves
- 6 Laundry sack
- 7 Wall-mounted or freestanding drawer units
- 8 Mirror

 **Modularity**
Centre distance modularity 695/859/1023 mm + 45 mm
for finished dimension

TECHNICAL INFORMATION	
Mounting bracket	Painted extruded aluminium.
Shelf frame	Painted aluminium, made up of moulded die cast parts and extruded parts.
Shelf insert	- Extra-clear transparent or smoked tempered glass. - Melamine finished chipboard panel. - Chipboard panel with Eco Skin.
Drawer unit	Melamine finished chipboard panel.
Drawer unit top	- Extra-clear transparent or smoked tempered glass with sablé grey perimeter screen printing. - Painted layered panel.
Mirror frame	Painted aluminium, made up of moulded die cast parts and extruded parts.
Clothes rod	- Painted extruded aluminium. - Extruded aluminium with Eco Skin.
Shoe shelf insert	Sheet metal painted black and covered in Eco Skin.

finishes	bronze/ pewter colour	transparent glass	smoked glass	smoked glass screen printed	transparent glass screen printed	melamine	Eco Skin	painting bronze/ pewter colour
ceiling/wall mounting bracket								
shelf	frame							
	insert							
corner shelf	frame							
	insert							
wall-mounted/ floor-standing drawer unit	structure							
	front							
	top							
	CAVE handle							
mirror frame								
clothes rod								
shoe shelf insert								

Melamine	Eco Skin
QC light chestnut	grey
QS dark chestnut	mink
	hemp
	ivory
	dark brown
	earth
	arctic
	taupe

DATASHEET

REGISTERED
DESIGN

IX.2022

NOTES

- ▶ The mounting bracket, H max 3150, can be made to measure, at no extra cost.
- ▶ The depth of the walk-in closet cannot be reduced.
- ▶ Frame shelves can be reduced in width, at an additional cost each.
Minimum reduced shelf measurement 300 mm (centre distance of mounting brackets).
- ▶ The corner shelf can in no way be reduced.
- ▶ The height positioning of the shelves and drawer units is at the customer's discretion.
- ▶ The positioning of the mounting brackets cannot be changed.
- ▶ The system involves anchoring the mounting brackets to the wall and floor.

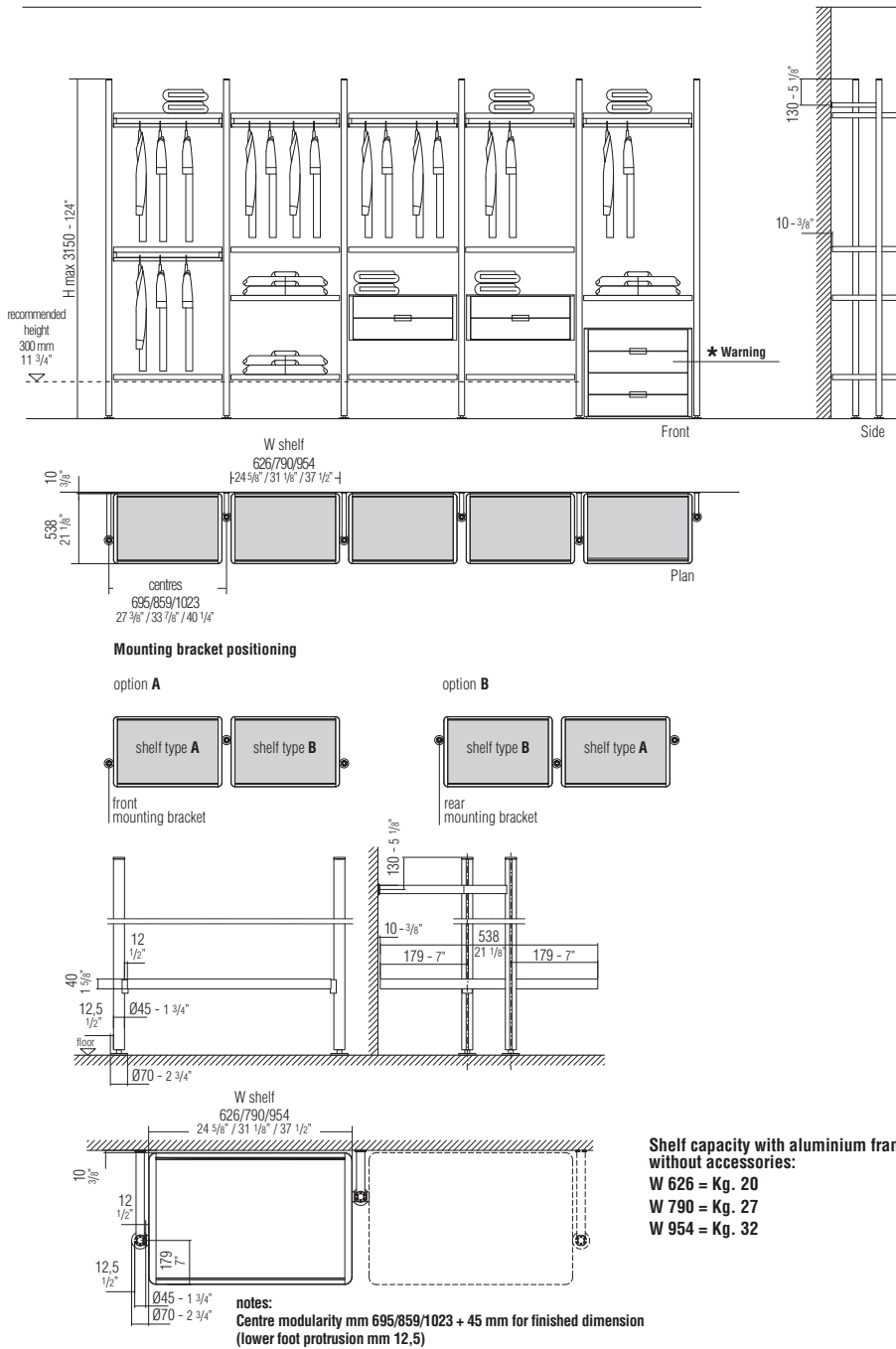
- ▶ **Compositions with lighting must have a lower shelf (recommended position 300 mm from the ground) that is either melamine or comes with an Eco Skin finish for each module.**
All these shelves must be aligned as necessary for the electrical connection

- ★ **In the presence of a lighting system, floor-standing drawer units can only be inserted into modules where the lower shelf it is not mandatory.**

Compositional wall fixing diagram

Molteni & C

4—
10



DATASHEET

REGISTERED
DESIGN

IX.2022

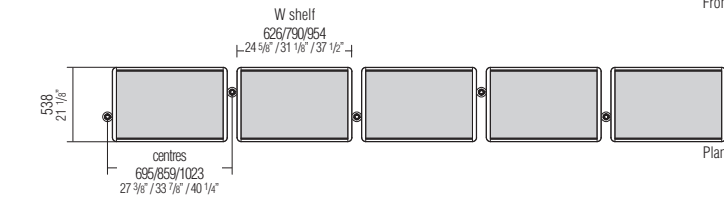
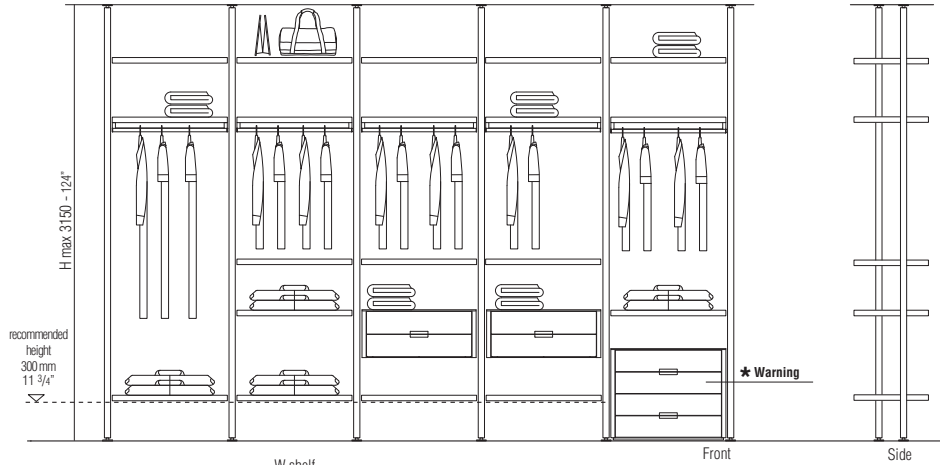
NOTES

- ▶ The mounting bracket, H max 3150, can be made to measure, at no extra cost.
- ▶ The depth of the walk-in closet cannot be reduced.
- ▶ Frame shelves can be reduced in width, at an additional cost each.
Minimum reduced shelf measurement 300 mm (centre distance of mounting brackets).
- ▶ The corner shelf can in no way be reduced.
- ▶ The height positioning of the shelves and drawer units is at the customer's discretion.
- ▶ The positioning of the mounting brackets cannot be changed.
- ▶ The system involves anchoring the mounting brackets at the floor and ceiling.

- ▶ Compositions with lighting must have a lower shelf (recommended position 300 mm from the ground) that is either melamine or comes with an Eco Skin finish for each module.
All these shelves must be aligned as necessary for the electrical connection.

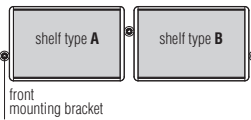
* In the presence of a lighting system, floor-standing drawer units can only be inserted into modules where the lower shelf it is not mandatory.

Compositional
ceiling fixing diagram

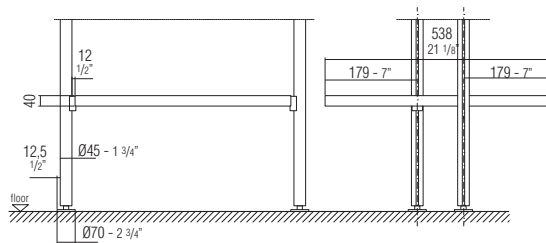
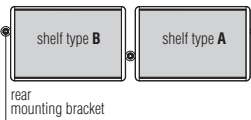


Mounting bracket positioning

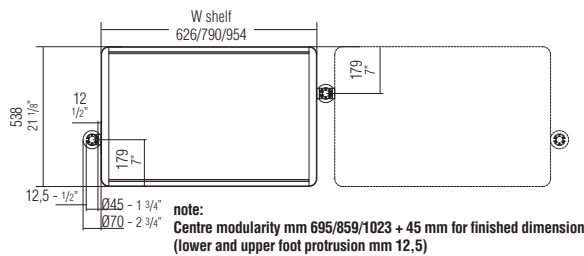
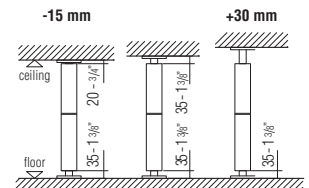
option A



option B



Ceiling fixing tolerances



Shelf capacity with aluminium frame
without accessories:

- W 626 = Kg. 20
- W 790 = Kg. 27
- W 954 = Kg. 32

Molteni & C

5—
10

DATASHEET

REGISTERED
DESIGN

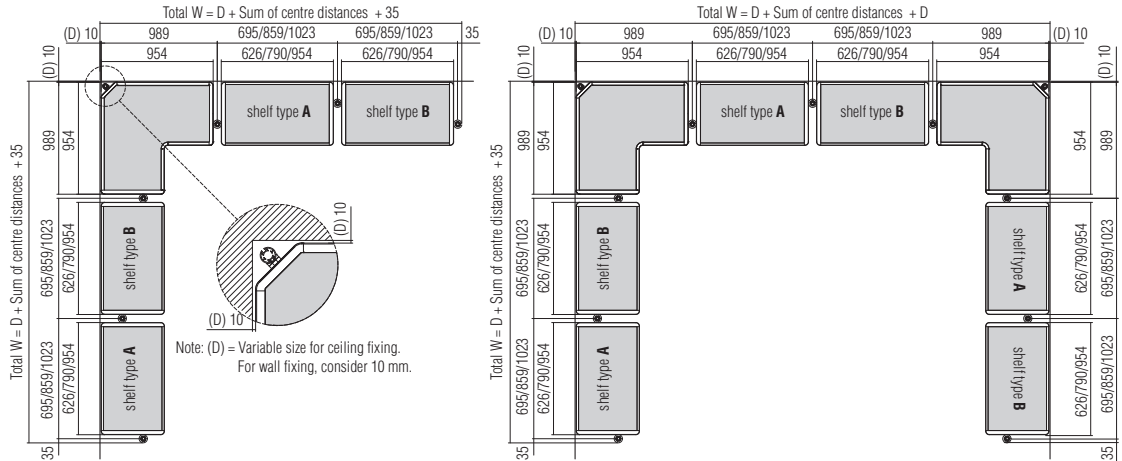
IX.2022

CORNER COMPOSITION EXAMPLES

With Hector Night, it is possible to make "L" or "C" shaped corner compositions.
Such compositions are obtained either by using a corner shelf or by combining linear modules.
Such compositions can be obtained by using wall or ceiling mounting brackets.

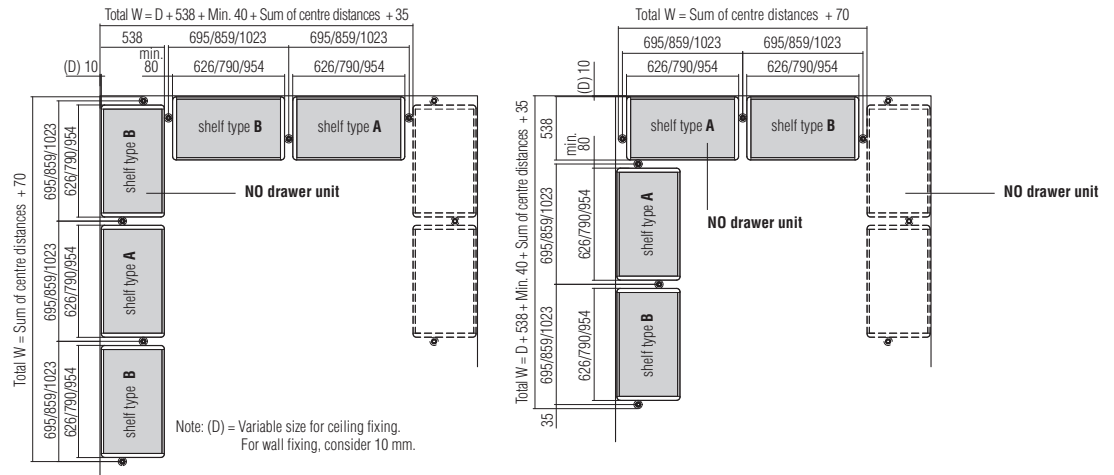
Compositions with shelves with a 90° angle

The corner module can be created with shelves with a melamine or Eco Skin insert and a clothes rod.
The corner shelf can in no way be reduced.
The position of the mounting brackets is always at the front and cannot be changed.

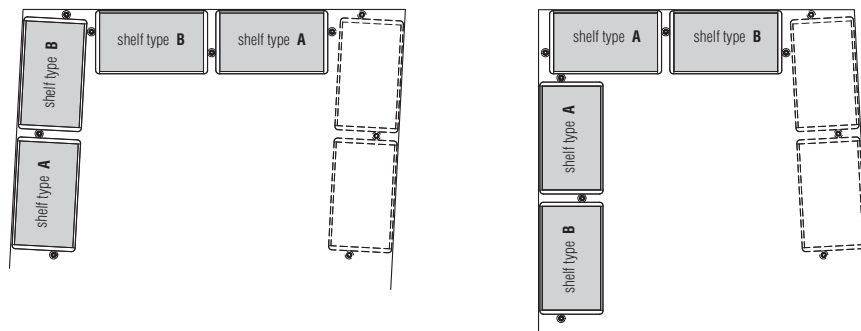


Linear combined compositions

There are no initial mounting bracket constraints for such compositions.
No drawer unit can be inserted in the corner module.
For plans with angles greater than or less than 90°, the side of the composition can be tilted to be parallel to the wall.



Examples of plans with angle greater or lesser than 90°



Molteni & C

6—
10

DATASHEET

REGISTERED
DESIGN

IX.2022

moltenigroup.com

Dimensions in millimeters and inches. The right to discontinue and make changes is reserved. This information is based on the latest product information available at the time of printing.

DIMENSIONS

Notes

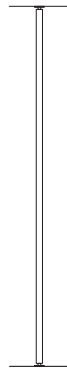
- ▶ The mounting bracket, H max 3150, can be made to measure, at no extra cost.
- ▶ Frame shelves can be reduced in width, at an additional cost each.
Minimum reduced shelf measurement 300 mm (centre distance of mounting brackets).
- ▶ The corner shelf can in no way be reduced.
- ▶ The corner shelf does not come with a glass insert.
- ▶ The dealer is tasked with choosing the most suitable and safest fixing means for each specific situation.
- ▶ We recommend a scrupulous preliminary check of the structural state of the ceilings or walls before ordering and installing the Hector Night unit.

Mounting brackets

H max 3150 - 124"
Ø 45 - 1 3/4"

When ordering, indicate the ceiling dimension or height above floor level of the wall mounting bracket

Ceiling



without cable duct
PFS031

with cable duct
PFS031K

Wall version A

beam mm 349 - 13 3/4"

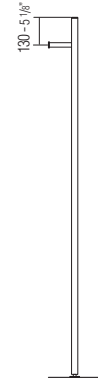


without cable duct
PFP031

with cable duct
PFP031K

Wall version B

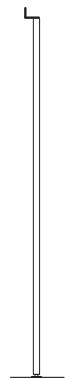
beam mm 169 - 6 5/8"



without cable duct
PFPB31

with cable duct
PFPB31K

Wall rear corner element



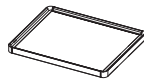
without cable duct
PFA031

Frame shelves pewter colour/bronze

D 538 th 40
D 21 1/8" th 1 5/8"

When ordering, indicate the type of shelf

W 626
W 24 5/8"
5,5 watt

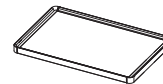


type A
RIA5/06



type B
RIB5/06

W 790
W 31 1/8"
7,3 watt

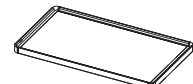


type A
RIA5/08



type B
RIB5/08

W 954
W 37 1/2"
9,2 watt



type A
RIA5/09



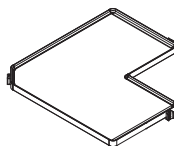
type B
RIB5/09

Frame corner shelves pewter colour/bronze

D 954 th 40
D 37 1/2" th 1 5/8"

No reductions available

Corner element W 954 (37 1/2")
7,4 watt



RIA9/09

Molteni & C

7—
10

DATASHEET

REGISTERED
DESIGN

IX.2022

moltenigroup.com

Dimensions in millimeters and inches. The right to discontinue and make changes is reserved. This information is based on the latest product information available at the time of printing.

DIMENSIONS

Notes

- ▶ The clothes rod for corner shelves cannot be reduced.
- ▶ Clothes rod covered in Eco Skin with pewter colour or bronze side supports.
- ▶ The shoe shelf can in no way be reduced.
- ▶ The swivel mirror can in no way be reduced.

Reductions

Cut for clothes rods

Clothes rod

W 626
W 24 5/8"



P0/6

W 790
W 31 1/8"



P0/8

W 954
W 37 1/2"



P0/9

corner
no reductions
available



POA/9

Molteni & C

8—
10

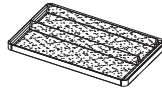
Frame shoe shelves pewter colour/bronze

D 538 th 40
D 21 1/8" th 1 5/8"

When ordering,
indicate the type
of shelf

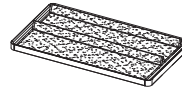
No reductions
available

W 790
W 31 1/8"



type A type B
RSA5/08 **RSB5/08**

W 954
W 37 1/2"

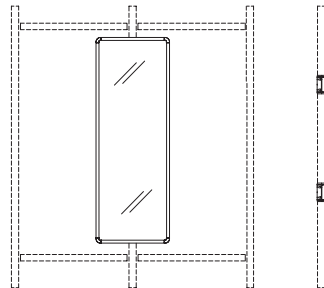


type A type B
RSA5/09 **RSB5/09**

Swivel mirror

W 500 H 1400 th 40
W 19 5/8" H 55 1/8" th 1 5/8"

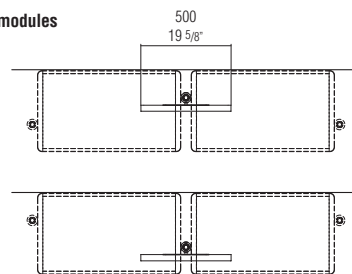
Installation on free-height
mounting bracket



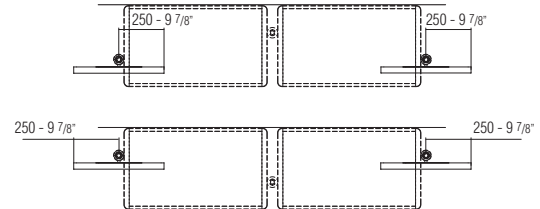
SG5/14

Mounting example

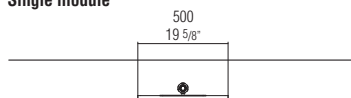
Central modules



End modules



Single module



DATASHEET

REGISTERED
DESIGN

IX.2022

DIMENSIONS

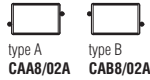
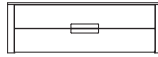
Notes

- ▶ The drawer unit can in no way be reduced.
- ▶ Dark or light chestnut melamine side panels and front.
- ▶ Drawers and trays are fitted with pewter colour or bronze CAVE handle.
- ▶ For the CAVE handle covered in Eco Skin, add a supplementary charge each.
- ▶ With a glass top, the first drawer must necessarily be H 190 ★

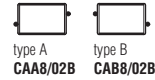
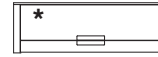
Wall-mounted drawer units W 790

When ordering, indicate the melamine finish

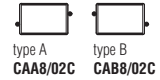
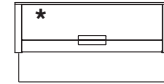
H 272
2 drawers H 126
usable space
W 670 D 435 H 77



H 272
1 drawer H 190
1 trouser holder tray H 62
no. 9 bars



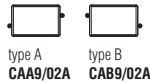
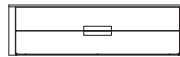
H 272
1 drawer H 190
1 laundry sack tray H 62



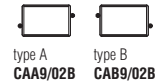
Wall-mounted drawer units W 954

When ordering, indicate the melamine finish

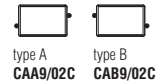
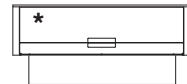
H 272
2 drawers H 126
usable space
W 834 D 435 H 77



H 272
1 drawer H 190
1 trouser holder tray H 62
no. 12 bars



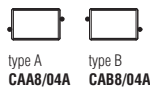
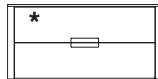
H 272
1 drawer H 190
1 laundry sack tray H 62



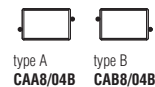
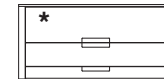
Wall-mounted drawer units W 790

When ordering, indicate the melamine finish

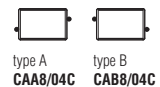
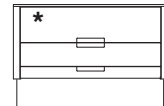
H 400
2 drawers H 190
usable space
W 670 D 435 H 106



H 400
1 drawer H 190
1 drawer H 126
1 trouser holder tray H 62
no. 9 bars



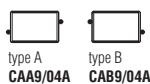
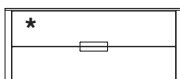
H 400
1 drawer H 190
1 drawer H 126
1 laundry sack tray H 62



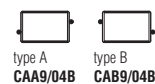
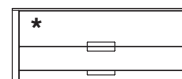
Wall-mounted drawer units W 954

When ordering, indicate the melamine finish

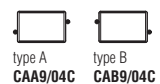
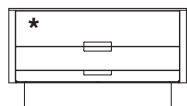
H 400
2 drawers H 190
usable space
W 834 D 435 H 106



H 400
1 drawer H 190
1 drawer H 126
1 trouser holder tray H 62
no. 12 bars



H 400
1 drawer H 190
1 drawer H 126
1 laundry sack tray H 62



DATASHEET

REGISTERED
DESIGN

IX.2022

DIMENSIONS

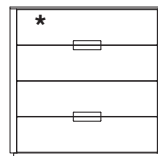
Notes

- ▶ The drawer unit can in no way be reduced.
- ▶ Dark or light chestnut melamine side panels and front.
- ▶ Drawers and trays are fitted with pewter colour or bronze CAVE handle.
- ▶ For the CAVE handle covered in Eco Skin, add a supplementary charge each.
- ▶ With a glass top, the first drawer must necessarily be H 190 ★

Floor-standing drawer units W 790

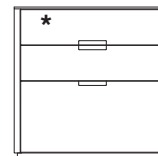
When ordering,
indicate the
melamine finish

H 784
4 drawers H 190
usable space
W 670 D 435 H 106



CT8/07A

H 784
2 drawers H 190
1 drawer H 382
usable space
W 670 D 435 H 106
W 670 D 435 H 289

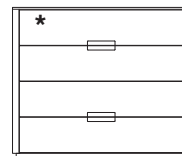


CT8/07B

Floor-standing drawer units W 954

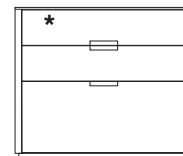
When ordering,
indicate the
melamine finish

H 784
4 drawers H 190
usable space
W 834 D 435 H 106



CT9/07A

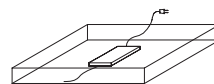
H 784
2 drawers H 190
1 drawer H 382
usable space
W 834 D 435 H 106
W 834 D 435 H 289



CT9/07B

System components

Power supply unit 72 watt
with tray
(positioned under the
first left-to-right lower shelf)



EAL72

radio control kit
with brightness
setting (1 per power
supply unit)



EKRR3

Molteni & C

10 —
10

DATASHEET

REGISTERED
DESIGN

IX.2022

moltenigroup.com

Dimensions in millimeters and inches. The right to discontinue and make changes is reserved. This information is based on the latest product information available at the time of printing.