

Paje

SIDE/CENTRAL TABLES

Natural inspiration and exotic charm for the Paje coffee table. The structure in metal supports a top consisting of an irregularly shaped element, which opens like the petal of a water flower. A piece of furniture able to offer a precious and poetic note to the living space.



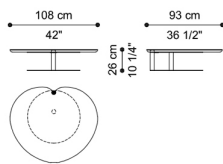
Paje

SIDE/CENTRAL TABLES

Low table with structure in cylindrical section iron rod and sheet iron in the finishings from the collection.

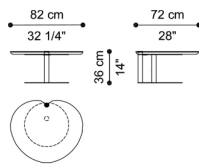
Top in porcelain gres in the finishings from the collection with lower part of the top in MDF with matt finishing.

Brass plate with RC monogram on the top.



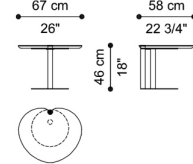
C.PAJ.231.A

Central table



C.PAJ.232.A

Side table



C.PAJ.232.B

Side table

Standard features
L 108 D 93 H 26 cm
L 42.52 D 36.61 H 10.24 in

Standard features
L 82 D 72 H 36 cm
L 32.28 D 28.35 H 14.17 in

Standard features
L 67 D 58 H 46 cm
L 26.38 D 22.83 H 18.11 in

Paje

SIDE/CENTRAL TABLES

STRUCTURE

Metal



Black
Chrome



Chrome



Gold



Brushed
Gold




Brushed
Bronze



Brushed
Dark Bronze


Porcelain Gres



Black
Porcelain
Gres



Ivory
Porcelain
Gres



Grey
Porcelain
Gres